

RECOMMENDED P.C.B. LAYOUT
(TOLERANCE: ±0.05[±.002])
(COMPONENT SIDE OF BOARD)



NOTES:

ELECTRICAL:

1. VOLTAGE RATING : 125 VAC.
2. CURRENT RATING : 1.25 AMP.
3. INSULATING RESISTANCE : 500 MEGAOHMS MINIMUM.
4. DIELECTRIC STRENGTH : 1000 VAC 60Hz, 1MIN.
5. CATEGORY 5e CHARACTERISTIC:

Frequency MHz	Near-End Cross talk dB, Min.	Return Loss dB, Min.	Insertion loss dB, Max.
1.0	65	30	0.1
4.0	65	30	0.1
8.0	64.9	30	0.1
10.0	63	30	0.1
16.0	58.9	30	0.2
20.0	57	30	0.2
25.0	55	30	0.2
31.25	53.1	30	0.2
62.5	47.1	24.1	0.3
100.0	43	20	0.4

MECHANICAL:

1. HOUSING : HIGH TEMP THERMOPLASTIC. UL 94V-0.
2. INSERT : HIGH TEMP THERMOPLASTIC UL 94V-0.
3. CONTACT : PHOSPHOR BRONZE.
SELECTIVE GOLD PLATING ON MATING SURFACE,
SEE AMPHENOL PART NUMBER FOR DETAIL.
50u" MIN. NICKEL UNDERPLATE
100u" MIN. MATTE TIN PLATING ON CONTACT SOLDER TAIL.
4. SHIELD : STAINLESS STEEL

ENVIRONMENTAL:

1. OPERATION : -55° TO +85°.
MATES WITH MODULAR PLUG CONFORMING TO TIA-1096.
RECOMMENDED SOLDER PROCESS:
WAVE SOLDER PEAK TEMPERATURE 260° FOR 5~8 SECONDS,
OR REFLOW SOLDER PEAK TEMPERATURE 260° FOR 10 SECONDS MAXIMUM.

AMPHENOL PART NUMBER: RJE44-188-4X01

- GOLD PLATING OPTION
- 1 = GOLD FLASH
 - 2 = 15u"
 - 3 = 30u"
 - 4 = 50u"

REVISIONS			
REV	DESCRIPTION, ECN, EAR NO.	DATE	APP'D
A	NEW PROPOSAL	DEC01/22	KELVIN

UNLESS SPECIFIED OTHERWISE	DRAWN RONNIE.C	DEC01/22
PRIMARY UNITS MILLIMETERS	CHECKED KELVIN.T	DEC01/22
SECONDARY INCHES	M.E. APP'D	
REFERENCE IN PARENTHESES	Q.A. APP'D	
GENERAL TOLERANCES		
1 DECIMAL PLACE	DWG APP'D	
2 DECIMAL PLACES ±0.38	ENG. REL. NO.	
3 DECIMAL PLACES	REF.	
ANGULAR DEGREES	THIRD ANGLE PROJECTION	DO NOT SCALE DRAWING


Amphenol Canada Corp.
Commercial Products

VERTICAL MODULAR JACK
SINGLE PORTS, 8 POSITION, 8 CONTACTS,
NON-LED, SHIELDED, CAT.5e
TRAY PACKAGING -RoHS COMPLIANT


DWG NO. P-RJE44-188-4X01

CODE ID NO. 03554 DWG SIZE X SCALE N/A SHEET 1 OF 2

REVISIONS			
REV	DESCRIPTION, ECN, EAR NO.	DATE	APP'D
A	NEW PROPOSAL	DEC01/22	KELVIN



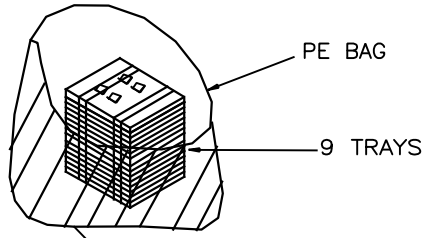
TOP TRAY



BOTTOM TRAY

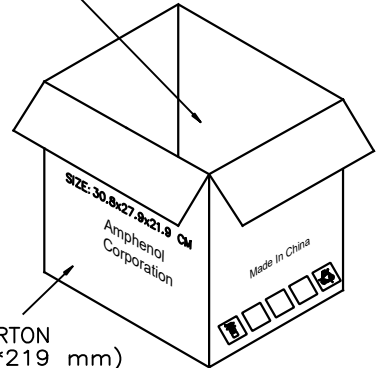


CONNECTORS



PE BAG

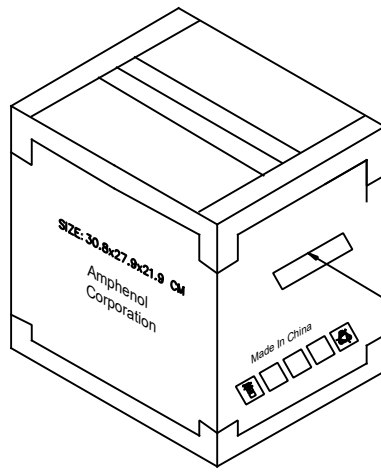
9 TRAYS



CARTON
(308*279*219 mm)

NOTES:

1. FINISHED CONNECTORS (AFTER FINAL INSPECTION) TO BE PACKED INTO CONDUCTIVE HIPS TRAYS, 80 CONNECTORS PER TRAY.
2. TOTAL 9 TRAYS LOADED WITH CONNECTORS TO BE PACKED INTO PE BAG, MUST SEAL PE BAG.
3. TRAYS & CARTONS MATERIAL MUST BE ABLE TO WITHSTAND IMPACT DURING PRODUCT TRANSPORTATION TO PREVENT ANY DAMAGE TO FINISHED CONNECTORS.
4. EACH TRAY AND CARTON OF PARTS TO BE LABELLED WITH AMPHENOL CANADA PART NUMBER, DATE CODE, QUANTITY, COUNTRY OF ORIGIN, AND UL LOGO WHEN APPROVED.



AMPHENOL P/N: RJE44-188-4X01 Q'TY: 720
 LOT# DATE CODE CTY OF ORIGIN: CN



THIS DOCUMENT CONTAINS PROPRIETARY INFORMATION AND SUCH INFORMATION MAY NOT BE DISCLOSED TO OTHERS FOR ANY PURPOSE OR USED FOR MANUFACTURING PURPOSES WITHOUT WRITTEN PERMISSION FROM AMPHENOL CANADA CORP.

UNLESS SPECIFIED OTHERWISE	DRAWN RONNIE.C	DEC01/22
PRIMARY UNITS MILLIMETERS	CHECKED KELVIN.T	DEC01/22
SECONDARY INCHES	M.E. APP'D	
REFERENCE IN PARENTHESES	Q.A. APP'D	
GENERAL TOLERANCES	DWG APP'D	
1 DECIMAL PLACE	ENG. REL. NO.	
2 DECIMAL PLACES ±0.38	REF.	
3 DECIMAL PLACES	THIRD ANGLE PROJECTION	DO NOT SCALE DRAWING
ANGULAR DEGREES		

Amphenol Canada Corp. Commercial Products	
VERTICAL MODULAR JACK SINGLE PORTS, 8 POSITION, 8 CONTACTS, NON-LED, SHIELDED, CAT.5e TRAY PACKAGING -RoHS COMPLIANT	
DWG NO. P-RJE44-188-4X01	REV A
CODE ID NO. 03554	DWG SIZE X SCALE N/A SHEET 2 OF 2