



TE Internal #: 2-2355626-1
 DIMM Sockets, Double Data Rate (DDR) 5, Board-to-Component,
 288 Position, Surface Mount Mount, Vertical Module Orientation

[View on TE.com >](#)

Connectors > Socket Connectors > Memory Sockets > DIMM Sockets



DRAM Type: **Double Data Rate (DDR) 5**
 Connector System: **Board-to-Component**
 Number of Positions: **288**
 PCB Mounting Style: **Surface Mount**
 Module Orientation: **Vertical**

Features

Product Type Features

DRAM Type	Double Data Rate (DDR) 5
Connector System	Board-to-Component
Connector & Contact Terminates To	Printed Circuit Board

Configuration Features

Number of Bays	2
Number of Keys	1
Number of Rows	2
Number of Positions	288
Module Orientation	Vertical

Electrical Characteristics

DRAM Voltage	1.1 V
--------------	-------

Body Features

PCB Retention Feature Material	Stainless Steel
Ejector Material Color	Black
Ejector Material	High Temperature Nylon



Latch Color	Black
Ejector Location	Both Ends
Latch Material	High Temperature Nylon
Module Key Type	DRAM
Connector Profile	Standard
Ejector Type	Rotary

Contact Features

Memory Socket Type	Memory Card
Socket Style	DIMM
PCB Contact Termination Area Plating Material Thickness	3 μm [120 μin]
Contact Mating Area Plating Material Thickness	.76 μm [30 μin]
Contact Mating Area Plating Material	Gold
Contact Underplating Material	Nickel
PCB Contact Termination Area Plating Material	Tin
Contact Base Material	Copper Alloy
Contact Current Rating (Max)	1.5 A

Termination Features

Insertion Style	Direct Insert
Termination Post & Tail Length	.89 mm[.035 in]

Mechanical Attachment

Mount Angle	Vertical
PCB Mount Alignment Type	None
Mating Alignment Type	1 Key
Mating Alignment	With
PCB Mount Retention Type	Tab
PCB Mounting Style	Surface Mount
Connector Mounting Type	Board Mount

Housing Features

Housing Material	High Temperature Nylon
Housing Color	Black
Centerline (Pitch)	.85 mm[.033 in]

Dimensions



Profile Height from PCB	21.3 mm[.083 in]
-------------------------	------------------

Row-to-Row Spacing	3 mm[.118 in]
--------------------	---------------

Usage Conditions

Operating Temperature Range	-55 – 105 °C[-67 – 221 °F]
-----------------------------	----------------------------

Operation/Application

Circuit Application	High Speed Data
---------------------	-----------------

Industry Standards

UL Flammability Rating	UL 94V-0
------------------------	----------

Packaging Features

Packaging Quantity	640
--------------------	-----

Packaging Method	Box & Tray
------------------	------------

Product Compliance

[For compliance documentation, visit the product page on TE.com>](#)

EU RoHS Directive 2011/65/EU	Compliant
------------------------------	-----------

EU ELV Directive 2000/53/EC	Compliant
-----------------------------	-----------

China RoHS 2 Directive MIIT Order No 32, 2016	No Restricted Materials Above Threshold
---	---

EU REACH Regulation (EC) No. 1907/2006	Current ECHA Candidate List: JUNE 2023 (235) Candidate List Declared Against: JUNE 2023 (235) Does not contain REACH SVHC
--	---

Halogen Content	Low Halogen - Br, Cl, F, I < 900 ppm per homogenous material. Also BFR/CFR/PVC Free
-----------------	---

Solder Process Capability	Not reviewed for solder process capability
---------------------------	--

Product Compliance Disclaimer

This information is provided based on reasonable inquiry of our suppliers and represents our current actual knowledge based on the information they provided. This information is subject to change. The part numbers that TE has identified as EU RoHS compliant have a maximum concentration of 0.1% by weight in homogenous materials for lead, hexavalent chromium, mercury, PBB, PBDE, DBP, BBP, DEHP, DIBP, and 0.01% for cadmium, or qualify for an exemption to these limits as defined in the Annexes of Directive 2011/65/EU (RoHS2). Finished electrical and electronic equipment products will be CE marked as required by Directive 2011/65/EU. Components may not be CE marked. Additionally, the part numbers that TE has identified as EU ELV compliant have a maximum concentration of 0.1% by weight in homogenous materials for lead, hexavalent chromium, and mercury, and 0.01% for cadmium, or qualify for an exemption to these limits as defined in the Annexes of Directive 2000/53/EC (ELV). Regarding the REACH Regulation, the information TE provides on SVHC in articles for this part number is based on the latest European Chemicals Agency (ECHA) 'Guidance on requirements for substances in articles' posted at this URL: <https://echa.europa.eu/guidance-documents/guidance-on-reach>



Compatible Parts



TE Part # 2-2355627-1
DDR5 DIMM BLACK HSG AND
NATURAL LATCH

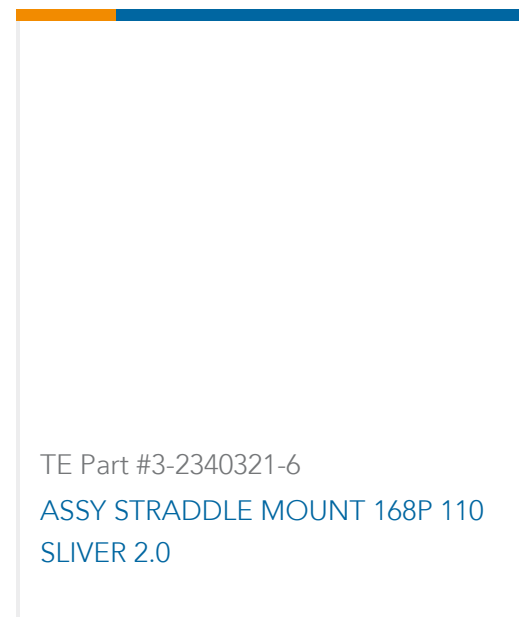
Customers Also Bought



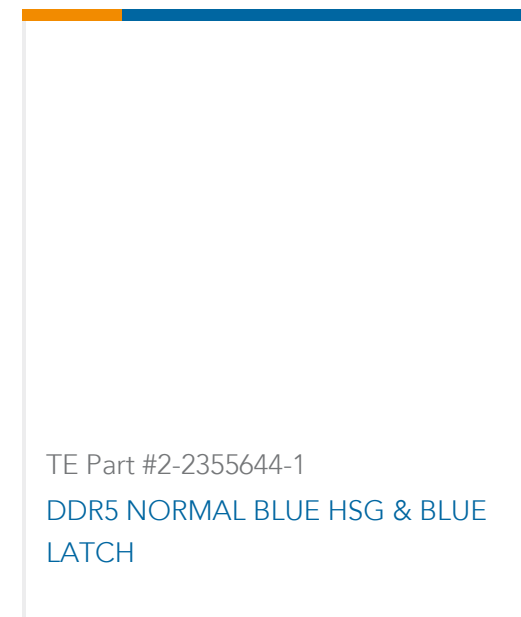
TE Part #2-2351050-4
LGA4677 TFLM ASSY,W/O COVER



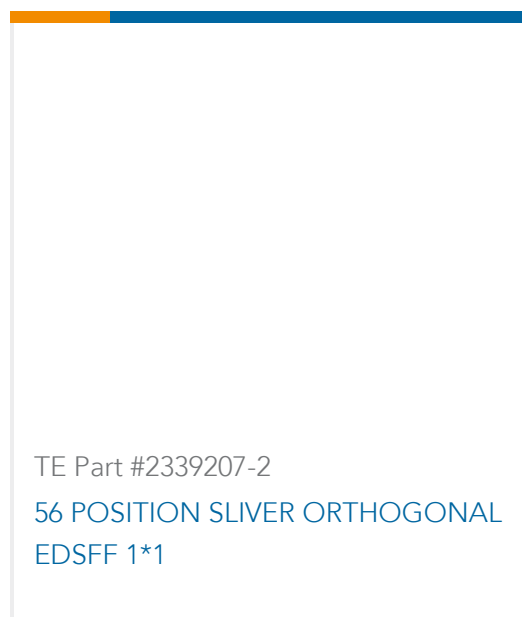
TE Part #2351051-1
LGA4677 BACKPLATE ASSY,SHORT
STUD



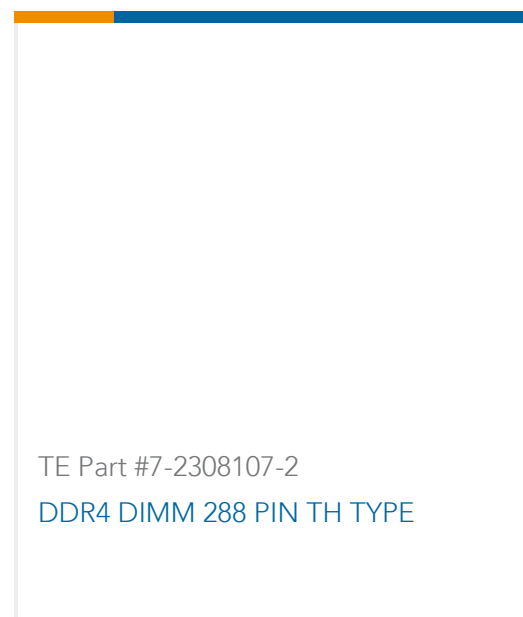
TE Part #3-2340321-6
ASSY STRADDLE MOUNT 168P 110
SLIVER 2.0



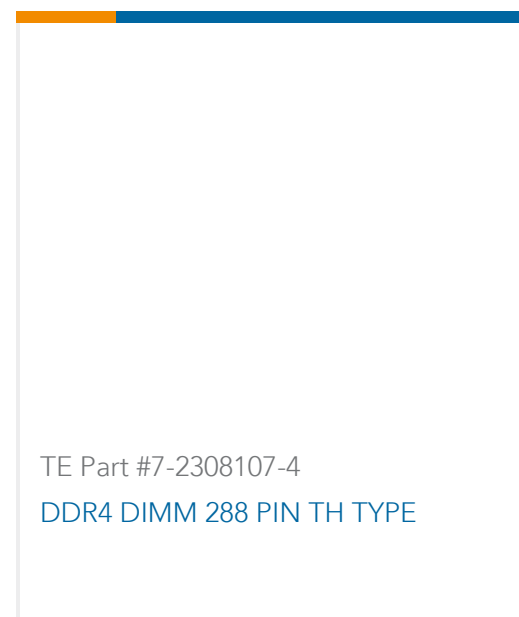
TE Part #2-2355644-1
DDR5 NORMAL BLUE HSG & BLUE
LATCH



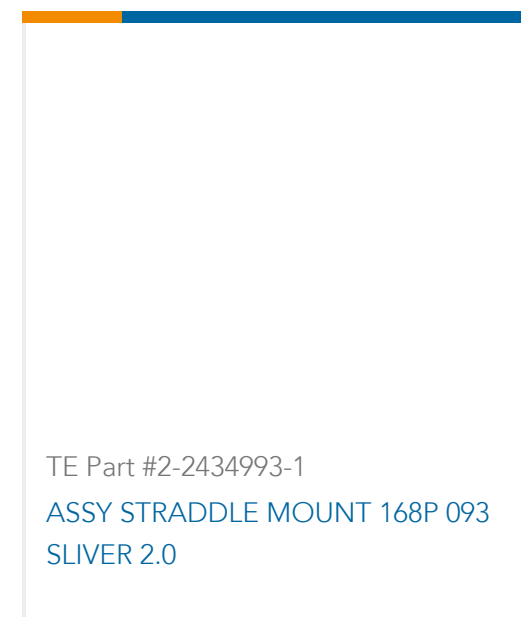
TE Part #2339207-2
56 POSITION SLIVER ORTHOGONAL
EDSFF 1*1



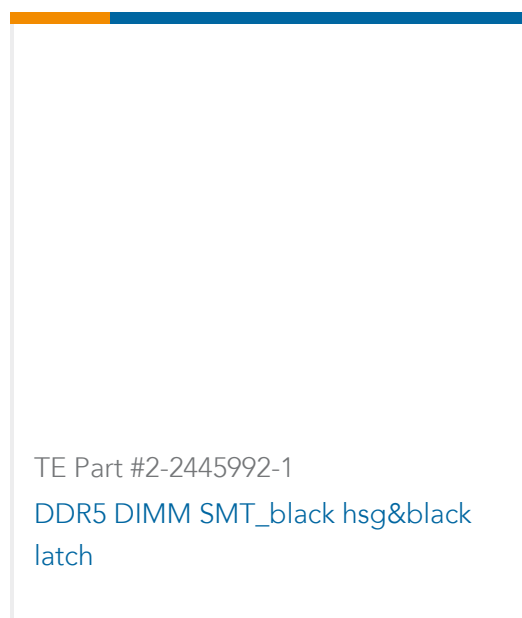
TE Part #7-2308107-2
DDR4 DIMM 288 PIN TH TYPE



TE Part #7-2308107-4
DDR4 DIMM 288 PIN TH TYPE



TE Part #2-2434993-1
ASSY STRADDLE MOUNT 168P 093
SLIVER 2.0



TE Part #2-2445992-1
DDR5 DIMM SMT_black hsg&black
latch

Documents

Product Drawings

[DDR5 DIMM BLACK HSG AND BLACK LATCH](#)

English

CAD Files

[Customer View Model](#)

[ENG_CVM_CVM_2-2355626-1_A.2d_dxf.zip](#)

English



Customer View Model

[ENG_CVM_CVM_2-2355626-1_A.3d_igs.zip](#)

English

Customer View Model

[ENG_CVM_CVM_2-2355626-1_A.3d_stp.zip](#)

English

[3D PDF](#)

3D

By downloading the CAD file I accept and agree to the [Terms and Conditions](#) of use.

Product Specifications

[Application Specification](#)

English

Product Environmental Compliance

[Product Compliance](#)

English

[Product Compliance](#)

English